No.	Date	Made	Checked By	Description Revision
03	27/10/21	Sandro	Cesare	ADDED NEW ASSET OF RADIATORS

TYPE-33

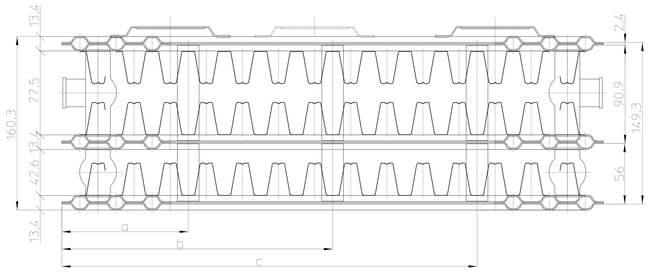

TYPE-22

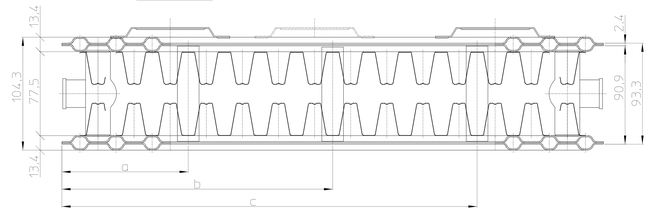

TYPE-21

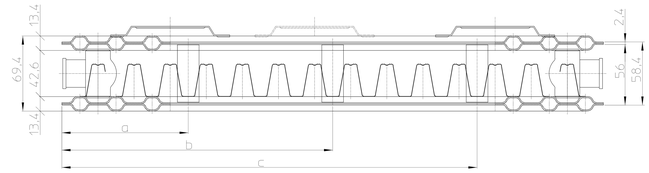

SIZE AND COMPONENTS' LOCATIONS

TYPE 10

L (mm)	Brackets	X (mm)	D (mm)	E (mm)
400	2+2	100		
500	2+2	100		
600	2+2	100		
700	2+2	100		
800	2+2	100		
900	2+2	100		
1000	2+2	100		
1100	2+2	100		
1200	2+2	100		
1300	2+2	100		
1400	2+2	100		
1500	2+2	100		
1600	2+2	100		
1700	3+3	100	833.33	866.67
1800	3+3	100	900	900
1900	3+3	100	933.33	966.67
2000	3+3	100	1000	1000
2100	3+3	100	1033.33	1066.67
2200	3+3	100	1100	1100
2300	3+3	100	1133.33	1166.67
2400	3+3	100	1200	1200
2500	3+3	100	1233.33	1266.67
2600	3+3	100	1300	1300
2700	3+3	100	1333.33	1333.67
2800	3+3	100	1400	1400
2900	3+3	100	1433.33	1466.67
3000	3+3	100	1500	1500

TYPE 11

L (mm)	Brackets	X (mm)	D (mm)	E (mm)
400	2+2	116.67		
500	2+2	116.67		
600	2+2	116.67		
700	2+2	116.67		
800	2+2	116.67		
900	2+2	116.67		
1000	2+2	116.67		
1100	2+2	116.67		
1200	2+2	116.67		
1300	2+2	116.67		
1400	2+2	116.67		
1500	2+2	116.67		
1600	2+2	116.67		
1700	3+3	116.67	850	850
1800	3+3	116.67	883.33	916.67
1900	3+3	116.67	950	950
2000	3+3	116.67	983.33	1016.67
2100	3+3	116.67	1050	1050
2200	3+3	116.67	1083.33	1116.67
2300	3+3	116.67	1150	1150
2400	3+3	116.67	1183.33	1216.67
2500	3+3	116.67	1250	1250
2600	3+3	116.67	1283.3	1316.67
2700	3+3	116.67	1350	1350
2800	3+3	116.67	1383.33	1416.67
2900	3+3	116.67	1450	1450
3000	3+3	116.67	1483.33	1516.67

TYPE 21, 22, 33

L (mm)	Brackets	X (mm)	D (mm)	E (mm)	Spacer	a (mm)	b (mm)	c (mm)
400	2+2	100						
500	2+2	100						
600	2+2	100						
700	2+2	100						
800	2+2	100						
900	2+2	100						
1000	2+2	100			1+1		1/2L	
1100	2+2	100			1+1		1/2L	
1200	2+2	100			1+1		1/2L	
1300	2+2	100			1+1		1/2L	
1400	2+2	100			1+1		1/2L	
1500	2+2	100			2+2	1/3L		2/3L
1600	2+2	100			2+2	1/3L		2/3L
1700	3+3	100	833.33	866.67	2+2	1/3L		2/3L
1800	3+3	100	900	900	2+2	1/3L		2/3L
1900	3+3	100	933.33	966.67	3+3	1/4L	1/2L	3/4L
2000	3+3	100	1000	1000	3+3	1/4L	1/2L	3/4L
2100	3+3	100	1033.33	1066.67	3+3	1/4L	1/2L	3/4L
2200	3+3	100	1100	1100	3+3	1/4L	1/2L	3/4L
2300	3+3	100	1133.33	1166.67	3+3	1/4L	1/2L	3/4L
2400	3+3	100	1200	1200	3+3	1/4L	1/2L	3/4L
2500	3+3	100	1233.33	1266.67	3+3	1/4L	1/2L	3/4L
2600	3+3	100	1300	1300	3+3	1/4L	1/2L	3/4L
2700	3+3	100	1333.33	1333.67	3+3	1/4L	1/2L	3/4L
2800	3+3	100	1400	1400	3+3	1/4L	1/2L	3/4L
2900	3+3	100	1433.33	1466.67	3+3	1/4L	1/2L	3/4L
3000	3+3	100	1500	1500	3+3	1/4L	1/2L	3/4L

SIZE AND COMPONENTS' LOCATIONS

TYPE 10

H (mm)	H1 (mm)	Y (mm)	Z (mm)
300	245	107.5	85
400	345	122.5	155
500	445	122.5	255
550	495	122.5	305
600	545	122.5	355
900	845	122.5	655

TYPE 11

H (mm)	H1 (mm)	H2 (mm)	Y (mm)	Z (mm)
300	245	200	107.5	85
400	345	300	122.5	155
500	445	400	122.5	255
550	495	450	122.5	305
600	545	500	122.5	355
900	845	800	122.5	655

TYPE 21-22-33

H (mm)	H1 (mm)	H2 (mm)	Y (mm)	Z (mm)
300	245	200	107.5	85
400	345	300	122.5	155
500	445	400	122.5	255
550	495	450	122.5	305
600	545	500	122.5	355
900	845	800	122.5	655

TYPE-11

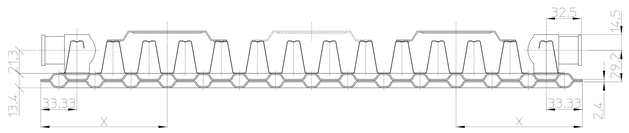

TYPE-10

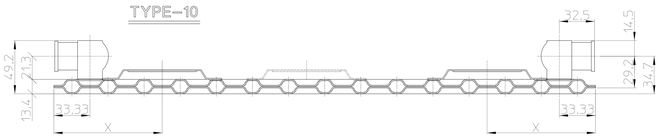

TYPE-11

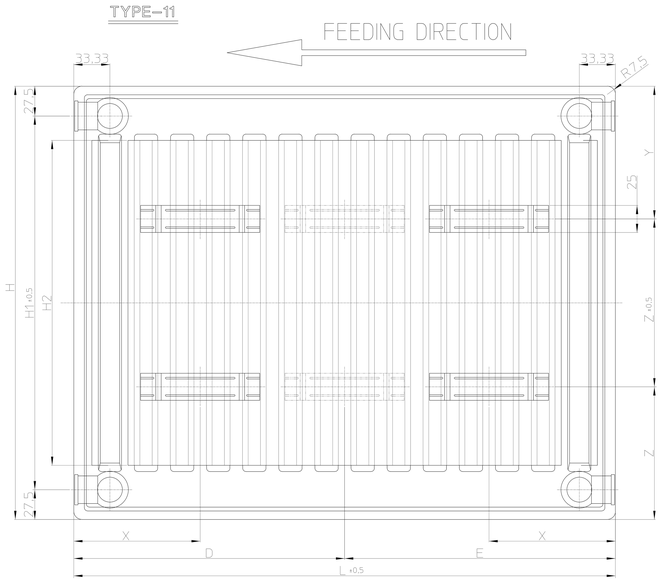

TYPE-10-21-22-33

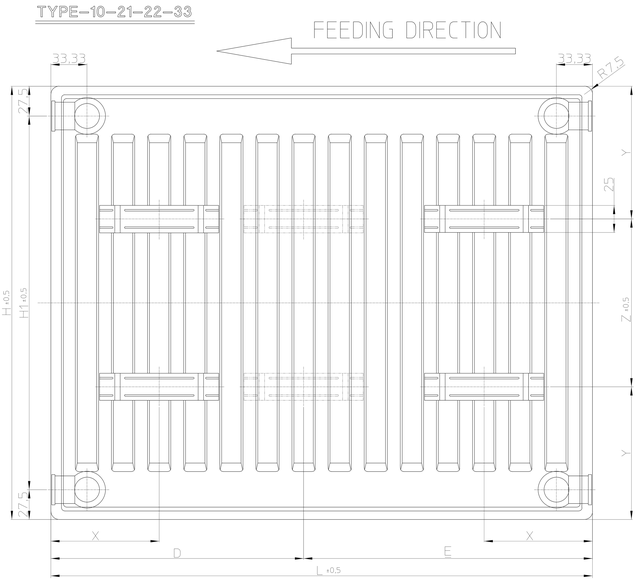

TYPE-10

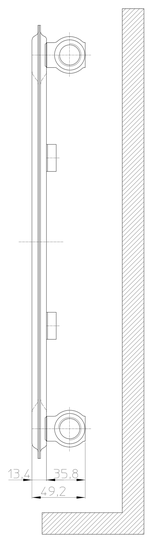

TYPE-11

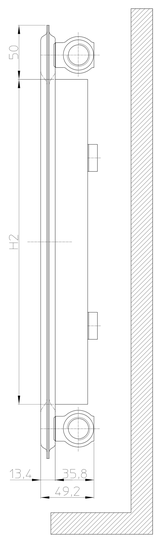

TYPE-21

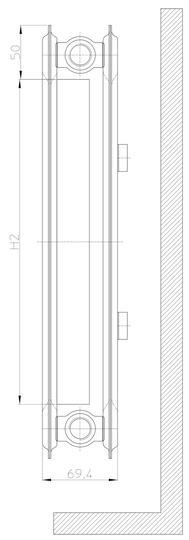

TYPE-22

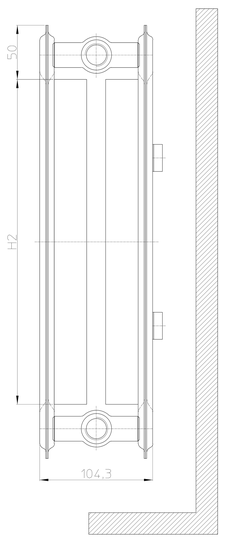

TYPE-33

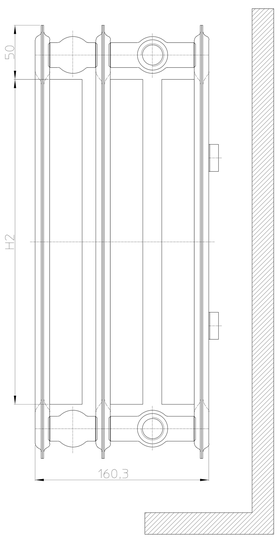

Name					
Tech. Archive					
Tech. Profiles					
Surface/Finish/Mill Hardness/depth	Description	ARRANGEMENT OF NORMAL RADIATORS			
		Material / Finishing	Date form/date expiry	CODE	Rev. 03
				03600007	
Inner coating	Type	Code	Contract n.	Drawn on	
Surface treatment	Grazia	01/12/2021	Ref. ordine n.	Scale	
				1:1	
Material not subject to Regulation (EC) 1935/2004 ISO 2768-1 K	Approved	DA APPROVARE	Date	Signature	LEAS

© LEAS - REPRODUCTION PROHIBITED - ALL RIGHTS RESERVED - LEAS ELECTRONIC SYSTEMS S.R.L. - VIA DI MONTEGONDOLO 14/16 - 40141 BOLOGNA - ITALY - TEL. +39 051 6161611 - FAX +39 051 6161600 - E-MAIL: INFO@LEAS.IT - WWW.LEAS.IT